Multiple District 25

As of October 2026 Cumulative

Year	New Clubs	Dropped Clubs	Gain/ Loss Clubs	New Members	Charter Members	Reinstate Members	Transfer Members	Total Member Added	Total Members Dropped	Gain/ Loss Members
2022-2023	0	12	-12	572	2	97	55	726	1,019	-293
2023-2024	1	11	-10	612	21	49	36	718	938	-220
2024-2025	0	8	-8	653	0	57	39	749	917	-168
2025-2026	0	9	-9	616	0	48	28	692	952	-260
2026-2027	2	1	1	252	50	20	9	331	195	136
Average	**1**	**8**	**-8**	**541**	**15**	**54**	**33**	**643**	**804**	**-161**

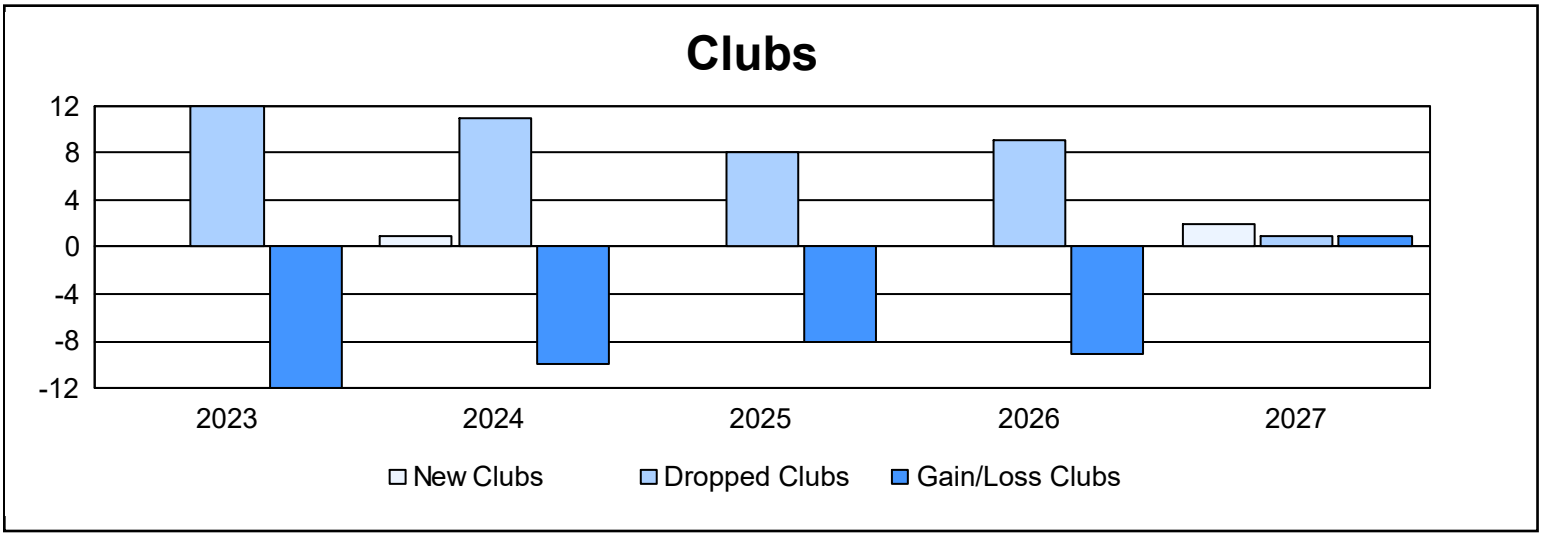

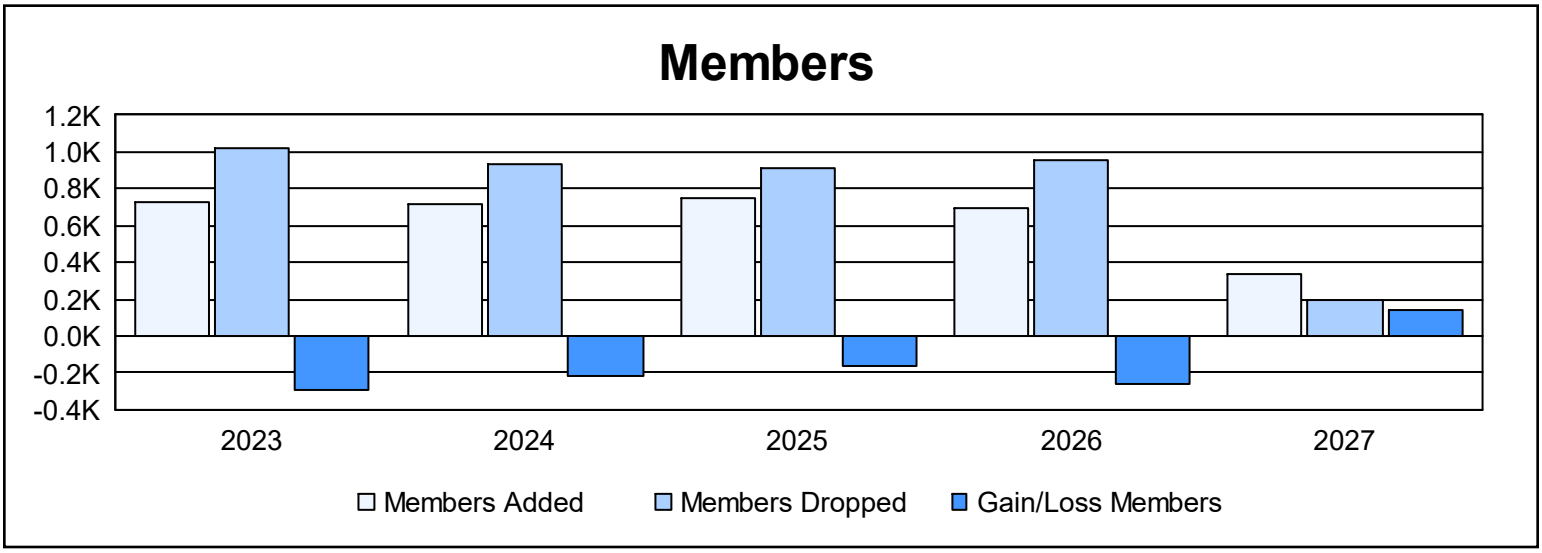

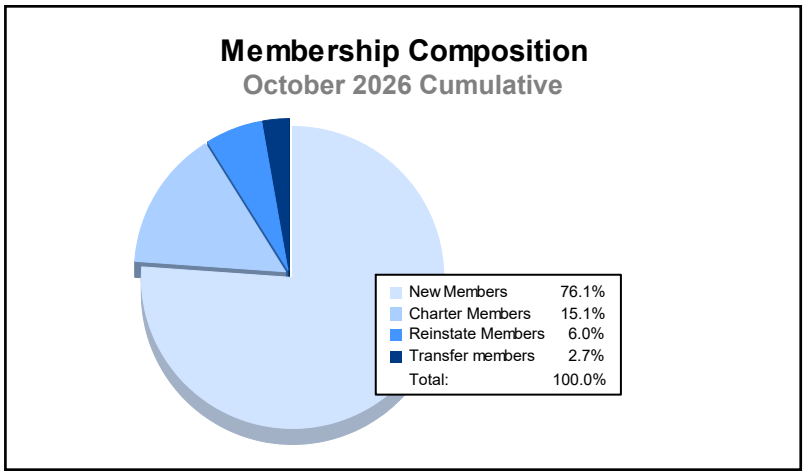
Membership Composition
October 2026 Cumulative
New Members 76.1%
Charter Members 15.1%
Reinstate Members 6.0%
Transfer members 2.7%
Total: 100.0%

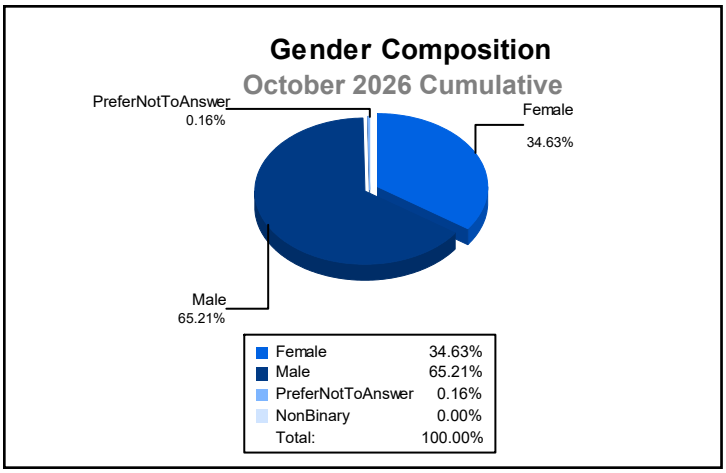
Gender Composition
October 2026 Cumulative
PreferNotToAnswer
0.16%
Female
34.63%
Male
65.21%
Female 34.63%
Male 65.21%
PreferNotToAnswer 0.16%
NonBinary 0.00%
Total: 100.00%